

Exhaust Systems and Components



Products on this page are not for use on pollution controlled vehicles.

During the development of the ThunderMax® EFI System, pro technicians at Zipper's Performance Products spent countless hours dyno and road-testing exhaust systems for best overall performance, sound, and visual appeal. Not interested in offering the entire gamut of exhaust pipe manufacturers, instead Zipper's Performance developers focused on the select few brands who offer quality craftsmanship and exceptional performance. On our website, you'll find quality exhaust options for Twin Cam®, Evo®, Sportster® and V-Rod® models from today's top brands like D&D®, Khrome Werks®, Rinehart® and Full Boar®.



v.20150128

Zipper's Performance Products
6655-A Amberton Drive, Elkridge, MD
Phone: (410) 579-2828 Fax: (410) 579-2835

www.ZippersPerformance.com
Zippers@ZippersPerformance.com

Khrome Werks® Performance Mufflers

Khrome Werks® Cross-Under Power Headers



These 2:2 bagger headers are similar to the factory 2009 and later head pipes in that the left pipe crosses under the swing arm behind the transmission—for a dramatic reduction in heat usually transferred to the rider! Their free-flowing design provides significant increases in horsepower and torque over OEM systems on '99-'08 models. Features 1 3/4" 16 gauge mandrel bent, interconnected headers and 220° full coverage heat shields. True Dual look, but with a hidden inter-connect chamber for improved low end torque and maximum top end horsepower with balanced flow and sound. '99-'08 systems include two upper 18mm O2 sensor ports while late systems include both upper 18mm and lower 12mm sensor bungs with plugs. Mufflers not included; use with any Khrome Werks or other bagger muffler set. *NOTE: Installation on 2010-up models eliminates the factory-installed catalytic converter from the system. Does not include exhaust gaskets, order separately.*

CHROME	BLACK	DESCRIPTION
#242-065	#242-085	For '09-'15 Touring models
#242-060	#242-080	For '99-'08 Touring models
#242-066	N/A	Tri-Glide® exhaust adapter set



4" Khrome Werks HP-Plus® Touring & Performance Mufflers

Answering the call for bigger looks and more volume, Khrome Werks designed all new absorptive type baffles for their new 4" HP-Plus® Touring and Performance mufflers for Touring models that emit a deep, mellow exhaust tone. Horsepower and torque gains over stock mufflers with both versions are achieved in part by an internal expansion chamber in the baffle core. Interchangeable baffle inserts delineate the performance or touring option. The steel baffle core is machine wrapped with first a stainless steel wool then a high temperature fiberglass blanket for acoustic longevity assurance. The Performance version is designed to enhance top end power while retaining good low end torque. The Touring version trades minimal top end output for mile after mile of an enjoyable, radio-friendly rumbling exhaust note. The muffler shell is finished in either chrome or a high temperature, Jet Hot® black ceramic coating. Made in USA; both versions are SAEJ2825 compliant.



PART NO.	DESCRIPTION
#242-700	Chrome '95-'15 4" HP-Plus® back-cut Touring mufflers, pair
#242-705	Chrome '95-'15 4" HP-Plus® back-cut Performance mufflers, pair
#242-780	Black '95-'15 4" HP-Plus® back-cut Performance mufflers, pair
#242-704	Replacement Touring baffle inserts, pair
#242-708	Replacement Performance baffle inserts, pair

3.5" Khrome Werks HP-Plus® and HP-Plus Lite Touring Mufflers

HP-Plus® - Increased horsepower and torque with a distinctive deep, throaty, but quieter, sound due to a new HP-Plus® patented dual chamber absorptive baffle. The large, short front absorptive chamber mutes de-acceleration popping, while the long rear absorptive chamber features an HP-Plus® resonator. Both chambers are wrapped with a laminated muffler packing consisting of a thin layer of stainless steel under a ultra high temperature basalt wool. Overall decibel level is reduced while still retaining the high quality, deep, Khrome Werks signature sound.

HP-Plus® Lite - Feature a less restrictive baffle core than the HP-Plus® Touring mufflers; a full length, straight through perforated tube with KW's HP-Plus® resonator are utilized for improved top end output -- Big Look, Big Power, Big Sound.

These KW mufflers exceed 50 state sound levels.

PART NO.	HP-PLUS® 3.5" MUFFLER SETS
242-295	'95-'15 3.5" HP-Plus® back-cut Touring mufflers, pair
242-290	'95-'15 3.5" HP-Plus® top slant Touring mufflers, pair
242-285	'95-'15 3.5" HP-Plus® taper tip Touring mufflers, pair
PART NO.	HP-PLUS® LITE 3.5" MUFFLER SETS
242-280	'95-'15 3.5", Back cut Touring Lite HP-Plus® muffler set
242-270	'95-'15 3.5", Top slant Touring Lite HP-Plus® muffler set



3" Khrome Werks HP-Plus® Touring Lite Mufflers

Completely redesigned in 2010, KW's 3" HP-Plus® mufflers feature an upgraded baffle design and acoustical wrap materials. Originally fiberglass wrapped, the redesigned baffle is machined wrapped with a laminated muffler packing consisting of a thin layer of stainless steel under high temperature basalt wool. This dual layer packing covers the complete length of the baffle, minimizing muffler body discoloration and absorbing the annoying higher frequencies. New one-piece shell eliminates the possibility of leaks and transition screws loosening or stripping. Fits Touring Harleys® equipped with stock or aftermarket "True Dual" head pipes. Utilizes factory mounting hardware and clamps. Sold in pairs. These KW mufflers exceed 50 state sound levels.

PART NO.	DESCRIPTION
#242-255	'95-'15 3", Ribbed, back-slant Touring Lite HP-Plus® muffler set
#242-252	'95-'15 3", Back-slant Touring Lite HP-Plus® muffler set
#242-250	'95-'15 3", Taper tip Touring Lite HP-Plus® muffler set



Products on this page are not for use on pollution controlled vehicles.

Khrome Werks® Performance Headers

Khrome Werks® 3" HP-Plus® Slip-On Mufflers

Pump up the performance and sound of your new Harley® with these beefy 3" diameter Slash Cut and Tapered slip-on mufflers from Khrome Werks! New 3" version HP-Plus® Mufflers, with a patented steel construction baffle, now feature more high temperature fiberglass/ceramic packing, providing significant gains in horsepower and torque with a distinctive, deep throaty sound. All models utilize factory brackets, clamps, and mounts. Sold in pairs. Made in the USA. U.S. Patent 5,173,576. These KW mufflers exceed 50 state sound levels. *Note: XL model features "Slash Down" style*



TAPERED	SLASH	DESCRIPTION
#242-541	#242-531	Fits '95-Up Dyna® models (not '08 FXDF, '10 FXDWG)
N/A	#242-631	Fits '08-Up Dyna® FXDF, '10 FXDWG
#242-540	#242-530	Fits '04-'13 Sportster® (XL) models
#242-495	#242-395	Fits '14-'15 Sportsters® (Chrome)
N/A	#242-895	Fits '14-'15 Sportsters® (Black)
#242-542	#242-532	Fits '00-'06 Softail® (FXST, FLST) models
#242-545	#242-535	Fits '07-Up Softail® (FXST, FLST) models
#242-543	#242-533	Fits '00-'06 Fat Boy®, Deuce® (FLSTF, FXSTD)
#242-546	#242-536	Fits '07-Up Fat Boy®, Deuce® (FLSTF, FXSTD)
#242-547	#242-534	Fits '05-'06 Softail®, Deluxe® (FLSTN) models
#242-547	#242-537	Fits '07-Up Softail®, Deluxe® (FLSTN) models

Full Boar Performance Slip-On Mufflers

USA-made Full Boar mufflers offer improved performance at an attractive price point! Full Boar's performance exhaust experience goes back 40+ years to 1968. Their baffles are wrapped in high temperature fiberglass matting to disperse heat and retain sound, and the 16-gauge steel body is treated to a state-of-the-art hexavalent chrome plating process for a gleaming 1.3mil thick chrome finish. Full Boar mufflers can be purchased for Touring models with three different baffle options to match the performance or sound level you are after – or, you can purchase the mufflers and baffles separately and mix/match the baffles to suit your taste. Full Boar Mufflers will make your bike sound the way a Harley® should – deep and throaty. You will feel the "seat of the pants performance" as soon as you crank and ride the motorcycle. *If you are looking for increased power and great sound at a great price, then Full Boar motorcycle mufflers are for you!* Sold in sets.



BACK-CUT SLANT STRAIGHT 3.5" DIAMETER TOURING APPLICATIONS

#257-300	#257-400	#257-500	'95-Up FL Full Boar slip-ons (no baffles)
#257-317	#257-417	#257-517	'95-Up FL Full Boar slip-ons w/1.75" baffles
#257-320	#257-420	#257-520	'95-Up FL Full Boar slip-ons w/2.00" baffles
#257-325	#257-425	#257-525	'95-Up FL Full Boar slip-ons w/2.50" baffles

PART NO. BAFFLES ONLY

#257-117	Each, 1.75" baffle for Full Boar Touring muffler
#257-120	Each, 2.00" baffle for Full Boar Touring muffler
#257-125	Each, 2.50" baffle for Full Boar Touring muffler

PART NO. 3" SOFTAIL®, DYNA® & SPORTSTER® APPLICATIONS

#257-610	'07-Up Softail® Full Boar slash slip-on mufflers
#257-630	'95-Up Dyna® Full Boar slash slip-on mufflers
#257-650	'04-'13 Sportster® Full Boar slash slip-on mufflers




Products on this page are not for use on pollution controlled vehicles.

D&D Fat Cat Exhaust Systems

D&D Fat Cat Exhaust Systems

During the development of our EFI systems, many hours were spent tuning engines for their best overall power curve. Many exhaust systems were used during testing, and their effect on an engine's output was noted with great interest. The D&D systems were consistently at the top of the performance list, especially when tested on larger displacement performance engines. D&D's philosophy is to trust their own R&D program, developing their product line to reflect what they learn during their countless hours of testing on the D&D dyno. But they didn't stop after they made big power, they also built systems that are engineered to fit and look great! Inspect a D&D pipe, and you'll find true craftsmanship—from the hand-ported inlets and collectors, hand-fit heat shields with machined and welded steel clamp brackets, heavy-duty mounting supports and flawless finishes, *you'll know you made the right choice for your Harley®.*



D&D 2:1 Fat Cat Exhaust Systems

The Fat Cat is an excellent choice for engines with performance modifications from stock to plus-25% displacement, delivering a torque curve that is high and wide. Excellent workmanship inside and out; broad power design really shows up on the dyno. Includes full-length header heat shields to ensure great looks over the long haul.

D&D offers most of their Fat Cat pipes with two different baffle designs:

Louvered - Original louvered baffle design, unwrapped except where noted. Loud exhaust note and good balance of torque and horsepower.

W Big Bore - High flow perforated, big bore design with acoustical wrapping. Loudest exhaust note and most flow. Designed for the rider with extensive performance modifications who wants maximum high rpm output.

All models are available in brilliant chrome or high-temperature black powder coat finish.

2:1 Fat Cat For Softail® Models

Fat Cats for '84-'11 Softail® models include 18mm oxygen sensor bungs; '12-up models include 12mm oxygen sensor bungs. If your '12-up model will be using a tuner that utilizes 18mm wide-band oxygen sensors (ThunderMax®), order a '84-'11 pipe for the proper model application.

For Softail® models **without** saddlebags.

APPLICATION	LOUVERED	W BIG BORE
Fits '84-'11 FXST, FXCW, FLST/F/N/SB Models, chrome (18mm bungs)	#255-044	#255-041
Fits '12-Up FXS, FLST/F/FB/N Models, chrome (12mm bungs)	#255-774	#255-771
Fits '84-'11 FXST, FXCW, FLST/F/N/SB Models, black (18mm bungs)	#255-046	#255-043
Fits '12-Up FXS, FLST/F/FB/N Models, black (12mm bungs)	#255-776	#255-773

For Softail® models **with** saddlebags (muffler is 3" longer to exit beyond bag).

APPLICATION	LOUVERED	W BIG BORE
Fits '84-'11 FLSTC Models, chrome (18mm bungs)	#255-734	#255-731
Fits '12-Up FLSTC Models, chrome (12mm bungs)	#255-744	#255-741
Fits '84-'11 FLSTC Models, black (18mm bungs)	#255-736	#255-733
Fits '12-Up FLSTC Models, black (12mm bungs)	#255-746	#255-743

Low Cat for Softails® has upswept muffler; improves ground clearance on lowered bikes. Will not work with factory Heritage Softail® Classic saddlebags, may be an issue with aftermarket bags.

APPLICATION	LOUVERED	W BIG BORE
Low Cat, '00-'11 FXST, FXCW, FLST/F/N/SB Models, chrome (18mm)	#255-384	#255-381
Low Cat, '12-Up FXS, FLST/F/FB/N Models, chrome (12mm bungs)	#255-804	#255-801
Low Cat, '13-Up FXSB Breakout®, chrome (12mm & 18mm bungs)	#255-828	N/A
Low Cat, '00-'11 FXST, FXCW, FLST/F/N/SB Models, black (18mm)	#255-386	#255-383
Low Cat, '12-Up FXS, FLST/F/FB/N Models, black (12mm bungs)	#255-806	#255-803
Low Cat, '13-Up FXSB Breakout®, black (12mm & 18mm bungs)	#255-829	N/A



All models are available in brilliant chrome or high-temp black powder coat finish.

Products on this page are not for use on pollution controlled vehicles.

D&D Fat Cat Exhaust Systems

D&D Fat Cat Exhaust Systems

2:1 Fat Cat For Touring Models

All Touring model 2:1 Fat Cats are equipped with oxygen sensor bungs and are available with traditional 'back-cut' or 'slant' design muffler tip, which follows the saddlebag angle. For the traditionalist, a non-functional "Ghost" pipe is available for the left side of touring models to keep the dual exhaust look. 'Q' Louvered baffles are equipped with acoustical wrapping.



APPLICATION WITH BACK-CUT MUFFLER	'Q' LOUVERED	W BIG BORE
Fits '09-'15 Touring, chrome back-cut (12mm & 18mm bungs)	#255-901	#255-908
Fits '09-'15 Touring, black back-cut (12mm & 18mm bungs)	#255-903	#255-909

APPLICATION WITH STUBBY CAT MUFFLER	CHROME	BLACK
Fits '09-'15 Touring Models with Extended Saddlebags, Stubby Cat (12mm & 18mm bungs)	#255-971	#255-973



APPLICATION WITH BACK-CUT MUFFLER	LOUVERED	BIG BORE
Fits '07-'08 Touring Models, chrome back-cut (18mm)	#255-024	#255-021
Fits '07-'08 Touring Models, black back-cut (18mm)	#255-026	#255-023
Fits '95-'06 Touring Models, chrome back-cut (18mm)	#255-364	#255-361
Fits '95-'06 Touring Models, black back-cut (18mm)	#255-366	#255-363



TRIKE ADAPTER	PART NO.	
Fits '09-'15 Trike Adapter / Extensions	#255-905	
LEFT SIDE 'GHOST PIPE' WITH BACK-CUT MUFFLER	CHROME	BLACK
Fits '09-'15 Touring Models, Left Side Ghost Pipe back-cut	#255-546	#255-547
Fits '07-'08 Touring Models, Left Side Ghost Pipe back-cut	#255-025	#255-027
Fits '95-'06 Touring Models, Left Side Ghost Pipe back-cut	#255-365	#255-367

Slant 2:1 Fat Cat For Touring Models

All Touring model 2:1 Fat Cats are equipped with oxygen sensor bungs and are available with traditional 'back-cut' or new 'slant' design muffler tip, which follows the saddlebag angle. For the traditionalist, a non-functional "Ghost" pipe is available for the left side of touring models to keep the dual exhaust look.

APPLICATION WITH SLANT MUFFLER	'Q' LOUVERED	W BIG BORE
Fits '09-'15 Touring, chrome slant (12mm & 18mm bungs)	#255-911	#255-918
Fits '09-'15 Touring, black slant (12mm & 18mm bungs)	#255-913	#255-919

APPLICATION WITH SLANT MUFFLER	LOUVERED	BIG BORE
Fits '07-'08 Touring Models, chrome slant (18mm)	#255-054	#255-051
Fits '07-'08 Touring Models, black slant (18mm)	#255-056	#255-053
Fits '95-'06 Touring Models, chrome slant (18mm)	#255-374	#255-371
Fits '95-'06 Touring Models, black slant (18mm)	#255-376	#255-373

LEFT SIDE 'GHOST PIPE' WITH SLANT MUFFLER	CHROME	BLACK
Fits '09-'15 Touring Models, Left Side Ghost Pipe slant	#255-646	#255-647
Fits '07-'08 Touring Models, Left Side Ghost Pipe slant	#255-055	#255-057
Fits '95-'06 Touring Models, Left Side Ghost Pipe slant	#255-375	#255-377

All models are available in brilliant chrome or high-temp black powder coat finish.



Ghost Pipe



Products on this page are not for use on pollution controlled vehicles.

D&D Fat Cat Exhaust Systems

2:1 Fat Cat For Dyna® Models

Fat Cats for '06-'15 Dyna® models include both 12mm & 18mm oxygen sensor bungs; pipes for '95-'05 models include 18mm oxygen sensor bungs.


APPLICATION - CHROME FINISH

	LOUVERED	W BIG BORE
Fits '12-Up FLD Switchback®, chrome back-cut (12mm & 18mm bungs)	#255-994	#255-991
Fits '12-Up FLD Switchback®, chrome slant-cut (12mm & 18mm bungs)	#255-944	#255-941
Fits '08-'15 FXDF, FXDWG, chrome (12mm & 18mm bungs)	#255-934	#255-931
Fits '06-'15 FXDB/C (not FXDF/FXDWG), chrome (12mm 18mm bungs)	#255-884	#255-881
Fits '95-'05 FXD Dyna® Models, chrome (18mm bungs)	#255-254	#255-251



APPLICATION - BLACK FINISH

	LOUVERED	W BIG BORE
Fits '12-Up FLD Switchback®, black back-cut (12mm & 18mm bungs)	#255-996	#255-993
Fits '12-Up FLD Switchback®, black slant-cut (12mm & 18mm bungs)	#255-946	#255-943
Fits '08-'15 FXDF, FXDWG, black (12mm & 18mm bungs)	#255-936	#255-933
Fits '06-'15 FXDB/C (not FXDF/FXDWG), black (12mm & 18mm bungs)	#255-886	#255-883
Fits '95-'05 FXD Dyna® Models, black (18mm bungs)	#255-256	#255-253



2:1 Fat Cat For Sportster® Models

These Fat Cats for '04-'13 XL models fit models with mid or forward controls; 86-'03 XL models do not fit bikes with forward controls. '07-up models include oxygen sensor bungs.

APPLICATION

	LOUVERED	W BIG BORE
Fits '07-'13 XL Sportster® Models, chrome	#255-164	#255-161
Fits '07-'13 XL Sportster® Models, black	#255-166	#255-163
Fits '04-'06 XL Sportster® Models, chrome	#255-154	#255-151
Fits '04-'06 XL Sportster® Models, black	#255-156	#255-153
Fits '86-'03 Sportsters® with Mid Controls, chrome	#255-144	#255-141
Fits '86-'03 Sportsters® with Mid Controls, black	#255-146	#255-143



2:1 Fat Cat For FXR® Models

APPLICATION	'Q' LOUVERED	LOUVERED
Fits '87-Up FXR Models (Not FXRP), chrome	#255-488	#255-480
Fits '87-Up FXR Models (Not FXRP), black	#255-489	#255-482



2:1 Fat Cat For V-Rod® Models

Great looking Fat Cat for V-Rod® boosts horsepower and low-end torque. Upswept muffler increases cornering clearance. Includes louvered baffle and full header heat shields; models for '07-Up V-Rods® include 12mm & 18mm oxygen sensor bungs.

APPLICATION	CHROME	BLACK
Fits '09-Up VRSCF Muscle® models (Forward Controls)	#255-518	#255-520
Fits '07-Up VRSC/AW, /DX Models (Forward Controls)	#255-514	#255-516
Fits '02-'05 VRSC/A, /B Models (Forward Controls)	#255-391	#255-393



Products on this page are not for use on pollution controlled vehicles.

D&D 2:1 Bob Cat Exhaust Systems

2:1 Bob Cat Exhaust Systems

D&D has expanded its popular Bob Cat 2-into-1 exhaust systems to include Dyna® and Softail® models, along with the original Sportster® and XR1200® pipes. All models are equipped with a wrapped perforated performance baffle and are available with your choice of an aluminum, black, or carbon-wrapped sleeve covering the upswept muffler. All models except the XR1200® versions offer either black or chrome stepped header pipes. The Bob Cat system delivers the power and agility like no other Harley-Davidson® that you will see or hear!

Softail® Note: '12-Up models include 12mm oxygen sensor bungs. If your '12-Up model will be using a tuner that utilizes 18mm wide-band oxygen sensors (ThunderMax®), order a 2011 year pipe for the proper model application.

FOR '00-UP SOFTAIL® MODELS

	ALUMINUM	BLACK	CARBON
For '00-'11 FXST with Black Headpipes (18mm)	#255-751	#255-752	#255-753
For '12-Up FXST (not FXSB) with Black Headpipes (12mm)	#255-761	#255-762	#255-763
For '13-Up FXSB with Black Headpipes (12mm & 18mm)	#255-821	#255-822	#255-823
For '00-'11 FXST with Chrome Headpipes (18mm)	#255-756	#255-757	#255-758
For '12-Up FXST (not FXSB) with Chrome Headpipes (12mm)	#255-766	#255-767	#255-768
For '13-Up FXSB with Chrome Headpipes (12mm & 18mm)	#255-824	#255-825	#255-826

FOR '06-UP DYNA® MODELS

	ALUMINUM	BLACK	CARBON
For '06-'15 Dyna® with Black Headpipes (12mm & 18mm bungs)	#255-851	#255-852	#255-853
For '06-'15 Dyna® with Chrome Headpipes (12mm & 18mm bungs)	#255-856	#255-857	#255-858

FOR '04-UP XL SPORSTER® MODELS (12MM & 18MM BUNGS)

	ALUMINUM	BLACK	CARBON
With Black Headpipes, Wrapped Performance Baffle	#255-221	#255-222	#255-223
With Chrome Headpipes, Wrapped Performance Baffle	#255-226	#255-227	#255-228

FOR '08-UP XR1200® MODELS (18MM BUNGS)

	ALUMINUM	BLACK	CARBON
With Black Headpipes, Wrapped Performance Baffle	#255-561	#255-562	#255-563



Products on this page are not for use on pollution controlled vehicles.

D&D 2:1 Boarzilla Exhaust Systems for High Output Engines

This 2-into-1 exhaust system is designed for large displacement, high output engines. Similar to the Fat Cat system, the Boarzilla system has larger diameter primary tubes and the muffler includes a 2-1/2" core perforated baffle. The Boarzilla is an excellent choice for engines with performance modifications and plus 25% or larger displacement. Most models delivered with oxygen sensor bungs for fuel-injected models. Includes full-length header heat shields to ensure great looks over the long haul. For the traditionalist, a non-functional "Ghost" pipe is available for the left side of touring models to keep the dual exhaust look.

Choose standard perforated big bore muffler baffle unwrapped (loudest) or acoustically wrapped ('Q'-slightly quieter), with muffler body back-cut (slash longer at the top) or slant-cut (longer at the bottom, follows saddlebag angle).

2:1 Boarzilla For Touring Models

These Boarzillas for Touring models include oxygen sensor bungs.

APPLICATION	'Q' BAFFLE	BIG BORE
Fits '09-Up FL Touring Models, back-cut, chrome*	#255-708	#255-700
Fits '09-Up FL Touring Models, top slant, chrome*	#255-718	#255-710
Fits '09-Up FL Touring Models, back-cut, black*	#255-709	#255-702
Fits '09-Up FL Touring Models, top slant, black*	#255-719	#255-712
Fits '07-'08 FL Touring Models, back-cut, chrome	#255-031	#255-030
Fits '07-'08 FL Touring Models, back-cut, black	#255-033	#255-032
Fits '95-'06 FL Touring Models, back-cut, chrome	#255-661	#255-660
Fits '95-'06 FL Touring Models, back-cut, black	#255-663	#255-662
LEFT SIDE 'GHOST PIPE'	CHROME	BLACK
Fits '09-Up Touring Models, back-cut Ghost Pipe	#255-546	#255-547
Fits '09-Up Touring Models, top slant Ghost Pipe	#255-646	#255-647
Fits '07-'08 Touring Models, back-cut Ghost Pipe	#255-035	#255-037
Fits '95-'06 Touring Models, back-cut Ghost Pipe	#255-666	#255-668



2:1 Boarzilla For Softail® Models

Upswept muffler design will not fit with factory FLSTC saddlebags. These Boarzillas for '84-up Softail® models include both 12mm & 18mm oxygen sensor bungs.

APPLICATION - CHROME FINISH	'Q' BAFFLE	BIG BORE
Fits '84-Up Softail® (except FXSB) Models, chrome (12mm & 18mm bungs)	#255-787	#255-786
APPLICATION - BLACK FINISH	'Q' BAFFLE	BIG BORE
Fits '84-Up Softail® (except FXSB) Models, black (12mm & 18mm bungs)	#255-789	#255-788



2:1 Boarzilla For Dyna® Models

Upswept muffler design improves cornering clearance but may interfere with saddlebags. Boarzillas for '06-Up models include 12mm & 18mm oxygen sensor bungs.

APPLICATION - CHROME FINISH	'Q' BAFFLE	BIG BORE
Fits '08-'15 FXDF, FXDWG models, chrome (12mm & 18mm bungs)	#255-267	#255-266
Fits '06-'15 FXDB, FXDC models, chrome (12mm & 18mm bungs)	#255-261	#255-260
Fits '95-'05 Dyna® models, chrome (18mm bungs)	#255-308	#255-300
APPLICATION - BLACK FINISH	'Q' BAFFLE	BIG BORE
Fits '08-'15 FXDF, FXDWG models, black (12mm & 18mm bungs)	#255-269	#255-268
Fits '06-'15 FXDB, FXDC models, black (12mm & 18mm bungs)	#255-263	#255-262
Fits '95-'05 Dyna® models, black (18mm bungs)	#255-309	#255-302



Products on this page are not for use on pollution controlled vehicles.

D&D Touring Duals

Beautifully chromed slip-on mufflers provide more power and torque while enhancing that great Harley® sound. These mufflers are equipped with D&D's wrapped Vortex baffle; 4" mufflers have a 2.5" baffle I.D., while 3.5" mufflers have a 2" core baffle. Designed for factory headpipes or any headpipe that is designed to accept factory-size muffler inlets. Available in chrome or black finish, with your choice of straight, back-cut (longer at top) or slant muffler cut (longer at bottom). New for 2015 - Vortex mufflers are available with interchangeable tips! Order mufflers and tips separately.



Back-Cut Style



Slant Style



4" VORTEX SLIP-ON MUFFLERS

	CHROME	BLACK
'95-'15 Touring 4" Vortex Back-Cut Mufflers, pr	#255-478	#255-479
'95-'15 Touring 4" Vortex Slant-Cut Mufflers, pr	#255-476	#255-477
'95-'15 Touring 4" Vortex Boss Straight-Cut Mufflers, pr	#255-474	#255-475

4" VORTEX MUFFLERS FOR INTERCHANGEABLE TIPS

	CHROME	BLACK
'95-'15 Touring 4" Vortex Mufflers w/o tips, pair	#255-680	#255-685
4" 30° slash tip (install up or down), SOLD EACH (2 req'd)	#255-681	#255-686
4" Straight round tip, SOLD EACH (2 req'd)	#255-682	#255-687
4" Fish Mouth tip, SOLD EACH (2 req'd)	#255-683	#255-688

3.5" VORTEX SLIP-ON MUFFLERS

	CHROME	BLACK
'95-'15 Touring 3.5" Vortex Back-Cut Mufflers, pr	#255-091	#255-093
'95-'15 Touring 3.5" Vortex Slant-Cut Mufflers, pr	#255-087	#255-089
'95-'15 Touring 3.5" Vortex Straight-Cut Mufflers, pr	#255-083	#255-085

3.5" VORTEX MUFFLERS FOR INTERCHANGEABLE TIPS

	CHROME	BLACK
'95-'15 Touring 3.5" Vortex Mufflers w/o tips, pair	#255-690	#255-695
3.5" 30° slash tip (install up or down), SOLD EACH (2 req'd)	#255-691	#255-696
3.5" Straight round tip, SOLD EACH (2 req'd)	#255-692	#255-697
3.5" Fish Mouth tip, SOLD EACH (2 req'd)	#255-693	#255-698



Products on this page are not for use on pollution controlled vehicles.

D&D Slip-On Mufflers

D&D Slip-On Mufflers For Softail®, Dyna® And Sportster®

D&D slip-on mufflers provide more power and torque while enhancing that great Harley® sound. Their slim 2-1/2" diameter flows smoothly from the headpipe heat shield's diameter to give the look of a continuous system while retaining the factory headpipe. Specially designed removable baffles give off a deep, rich rumble. Choose traditional side slash-cut or straight cut for the 'big shotgun' look. These mufflers are sold in sets, finished off in show quality chrome or black.



FOR SOFTAIL®

Fits '07-Up FXST / FLST models
Not for FatBoy®, Deluxe®, or Deuce® models.

SLASH CHROME	SLASH BLACK	STRAIGHT CHROME	STRAIGHT BLACK
#255-580	#255-581	#255-584	#255-585



FOR DYNA®

Fits '95-Up FXD* Dyna® models
**Except '08-Up FXDF and '10 FXDWG*

SLASH CHROME	SLASH BLACK	STRAIGHT CHROME	STRAIGHT BLACK
#255-920	#255-921	#255-924	#255-925



FOR SPORTSTER®

Fits '14-'15 XL Sportster® models
Fits '04-'13 XL Sportster® models

SLASH CHROME	SLASH BLACK	STRAIGHT CHROME	STRAIGHT BLACK
#255-470	#255-471	N/A	N/A
#255-460	#255-461	#255-464	#255-465



D&D Slip-On Mufflers For XR1200®

These D&D slip-ons increase horsepower by as much as 7% and torque by as much as 10% on the Harley-Davidson XR1200®. Extensive dyno tests were performed using a chambered baffle system to optimize the delivery of power across the rpm range. The benefit of this dyno work delivers an enhanced performance improvement along with a drop of six pounds of weight, and a great booming exhaust note. They are designed to clear the factory XR1200® saddlebags.



SLIP-ON MUFFLERS FOR XR1200®

Fits '08-Up XR1200®, with black tips
Fits '08-Up XR1200®, with silver tips

ALUMINUM SLEEVE	BLACK SLEEVE	CARBON SLEEVE
#255-554	#255-555	#255-556
#255-557	#255-558	#255-559



Products on this page are not for use on pollution controlled vehicles.

BUB Emissions-Compliant Exhaust Options

BUB® 7 CAT Mufflers for 2009-Up Touring & Tri Glide® Models

Designed to Meet California Emissions* and be 50-State
EPA Sound Requirements**

Here's an Emissions and Noise-Compliant Option to Meet Your Performance Exhaust Needs! BUB 7 CAT mufflers give Harley® owners the option to replace their factory mufflers with a performance-enhancing set of slip-ons, while still meeting C.A.R.B. and EPA emissions requirements. BUB Seven CAT Mufflers are available to fit factory head pipes (1 3/4") and popular 2" aftermarket stepped headers.

Get a real performance increase with new BUB catalyst-equipped mufflers! Bub Seven CAT Slip-Ons give an impressive 11% increase in power over the factory exhaust system. With these mufflers, you'll experience the perfect balance of 50 state legal 80 db sound with a deep, rich tone (neither too loud nor too quiet). These mufflers have 4" one-piece muffler bodies with tapered inlets for easy installation and offer impressive mid-range and top end performance.

Having a compliant system is one thing, but having a choice on style to match your motorcycle means a lot to a rider. Mufflers include slash-cut tips which can be installed in the up or down position, and are available with chrome or black end caps that align perfectly with factory saddlebags.

*California Air Resource Board E.O. Numbers Available with Product Photos and for Download in the "Related Downloads" Sections

**Stamped with EPA # for Noise Compliance

PART NO. BUB 7's for 1 3/4" '09-Up Factory or Performance Headers

- #229-463 BUB 7 CAT Slip-On Mufflers, All Chrome
- #229-460 BUB 7 CAT Slip-On Mufflers, Chrome w/Black End Caps

PART NO. BUB 7's for 2" '09-Up Stepped Performance Headers

- #229-503 BUB 7 CAT Slip-On Mufflers, All Chrome
- #229-500 BUB 7 CAT Slip-On Mufflers, Chrome w/Black End Caps



C.A.R.B. EO Number	CAT Exhaust System Info	Year	Application Model Information
K-002/1-27-10	Complete System	2009	Harley 1584cc Road King, Road Glide, Electra Glide
K-002-1/5-12-10	Slip-On Mufflers and/or Full System	2008	Harley 1584cc FL motorcycles
K-002-2/5-12-10	Slip-On Mufflers and/or Full System	2004-06	Harley 1688cc FLH motorcycles
K-002-3/5-12-10	Slip-On Mufflers and/or Full System	2004-06	Harley 1449cc and 1549cc FLH motorcycles
K-002-4/5-12-10	Slip-On Mufflers and/or Full System	2004-06	Harley 1449cc FLH motorcycles
K-002-5/5-12-10	Slip-On Mufflers and/or Full System	2003	Harley 1449cc FLHTC, FLHT, FLHR
K-002-6/5-12-10	Slip-On Mufflers and/or Full System	2002	Harley 1449cc FLHR, FLHT, FLHTC, FLHTCS, FLTR, FLHP
K-002-7/5-13-10	Complete System	2010	Harley 1584cc FL motorcycles
K-002-8/3-10-11	Complete System	2011	Harley 1584cc Electra Glide, Road Glide Custom/Ultra, Road King Classic/Shrine, Street Glide, Ultra Classic Elec motorcycles

Rinehart® Exhaust Systems for Touring Models

#293-110



RINEHART Xtreme True Duals for 2009-2015 Touring Models

With a passion for more power and torque, Xtreme True Duals offer more muscle and horsepower with a radical new approach. Xtreme True Duals integrate Rinehart's® exclusive anti-reversion louvers at the exhaust port, which boosts torque so the rider feels instant power with the twist of the throttle. Xtreme True Duals are

designed to keep heat off of the rider and passenger, as the rear head pipe is routed away from the leg area. This system features Rinehart's® original stepped header design to optimize exhaust flow. Choose either 3 1/2" or 4" mufflers, and a combination of black or chrome headers, mufflers, and end caps. *Compatible with ThunderMax® EFI Systems; includes dual 12mm and 18mm oxygen sensor ports.*

APPLICATION

BLACK CAPS CHROME CAPS

'09-'15 Chrome Xtreme True Duals with 4" Mufflers	#293-120	#293-120C
'09-'15 Black Xtreme True Duals with 4" Mufflers	#293-121	#293-121C
'09-'15 Chrome Xtreme True Duals with 3.5" Mufflers	#293-110	#293-110C
'09-'15 Black Xtreme True Duals with 3.5" Mufflers	#293-111	#293-111C



4" Chrome End Caps

#293-130



RINEHART Classic Duals for 2009-2015 Touring Models


The design change for touring models in 2009 brought an end to the traditional look of the true duals that riders have come to love... until now. Classic Duals restore the traditional look but bring with it new technology – anti-reversion louvers – and an even sleeker look. You'll get that "old school" look of header pipes flanking both sides of the bike. Choose either 3 1/2" or 4" mufflers, and a combination

of black or chrome headers, mufflers, and end caps. *Compatible with ThunderMax EFI Systems; includes dual 12mm and 18mm oxygen sensor ports.*

APPLICATION

BLACK CAPS CHROME CAPS

'09-'15 Chrome Classic Duals with 4" Mufflers	#293-130	#293-130C
'09-'15 Black Classic Duals with 4" Mufflers	#293-131	#293-131C
'09-'15 Chrome Classic Duals with 3.5" Mufflers	#293-132	#293-132C
'09-'15 Black Classic Duals with 3.5" Mufflers	#293-133	#293-133C



4" Black End Caps

#293-112C



RINEHART True Duals for 1995-2008 Touring Models

The Rinehart True Dual System was truly the start of a racing legacy. Created and designed with years of NASCAR and IndyCar experience, Rinehart True Duals for 1995-2008 touring models combine multi-stepped header design, anti-reversion louvers, and come with either 3 1/2" or 4" mufflers. Choose either chrome or

black headers and chrome or black one-piece heat shields with chrome or black end caps. *Compatible with ThunderMax EFI Systems; includes 18mm oxygen sensor ports.*

APPLICATION

BLACK CAPS CHROME CAPS

'95-'08 Chrome True Duals with 4" Mufflers	#293-122	#293-122C
'95-'08 Black True Duals with 4" Mufflers	#293-123	#293-123C
'95-'08 Chrome True Duals with 3.5" Mufflers	#293-112	#293-112C
'95-'08 Black True Duals with 3.5" Mufflers	#293-113	#293-113C



3.5" Chrome End Caps

Products on this page are not for use on pollution controlled vehicles.

Rinehart® Exhaust Systems for Touring Models

#293-211C



RINEHART RACING Touring 2-Into-1 for 1995-2015 Touring Models

The latest redesign to add muscle to an already superior system, Rinehart's 2-into-1 system gives you power and performance above all the competition. Newly designed stepped headers coupled with anti-reversion technology and a patented, stepped baffle makes your Harley® perform to its maximum capabilities. This sleek, new design ensures solid response without compromising torque or horsepower. Includes 4" end cap and heat shields. Choose a combination of black or chrome header, muffler, and end cap. *Compatible with ThunderMax EFI Systems; includes dual 12mm and 18mm oxygen sensor ports.*

APPLICATION


'09-'15 Chrome Rinehart Touring 2-into-1 System
'09-'15 Black Rinehart Touring 2-into-1 System
'95-'08 Chrome Rinehart Touring 2-into-1 System
'95-'08 Black Rinehart Touring 2-into-1 System

BLACK CAP

#293-210
#293-211
#293-214
#293-215

CHROME CAP

#293-210C
#296-211C
#293-214C
#293-215C



4" Black End Cap

RINEHART RACING True Dual Trike Exhaust Kit

Combined with Rinehart's Xtreme True Duals, the new Rinehart Trike Conversion Kit allows Tri Glide® owners installation of Rinehart's proven performance technology on their Trike. Xtreme True Duals are designed to keep heat off of the rider's and passenger's legs and include exclusive anti-reversion louvers for more horsepower and torque. Choose either 3 1/2" or 4" mufflers, and a combination of black or chrome headers, mufflers, and end caps. *Compatible with ThunderMax EFI Systems; includes dual 12mm and 18mm oxygen sensor ports.*



APPLICATION

Trike Conversion Kit (Purchase True Duals Separately, Chrome Only)
'09-'15 Chrome Xtreme True Duals with 4" Mufflers
'09-'15 Black Xtreme True Duals with 4" Mufflers
'09-'15 Chrome Xtreme True Duals with 3.5" Mufflers
'09-'15 Black Xtreme True Duals with 3.5" Mufflers

BLACK CAPS

N/A
#293-120
#293-121
#293-110
#293-111

CHROME CAPS

#293-027
#293-120C
#293-121C
#293-110C
#293-111C



#293-510



RINEHART RACING 3.5" and 4" Slip-On Mufflers

Rinehart Racing mufflers are known worldwide for their distinctive sound and appearance. Rinehart Slip-Ons feature Rinehart's popular race-proven muffler and baffle design in an easy to install package. Choose either 3 1/2" or 4" mufflers, and finish the look with either a black or chrome set of billet end caps. *Compatible with factory head pipes.*

APPLICATION

'95-'09 3.5" Chrome Slip-On Mufflers
'95-'09 3.5" Black Slip-On Mufflers
'95-'15 4" Chrome Slip-On Mufflers
'95-'15 4" Black Slip-On Mufflers

BLACK CAPS

#293-510
#293-511
#293-512
#293-513

CHROME CAPS

#293-510C
#293-511C
#293-512C
#293-513C



4" Chrome End Caps

REPLACEMENT END CAPS

REPLACEMENT END CAPS	PART NO.
Replacement 3.5" Chrome End Cap, Sold Ea.	#293-117
Replacement 3.5" Black End Cap, Sold Ea.	#293-118
Replacement 4" Chrome End Cap, Sold Ea.	#293-124
Replacement 4" Black End Cap, Sold Ea.	#293-125



3.5" Black End Caps



4" Black End Caps

Products on this page are not for use on pollution controlled vehicles.

Rinehart® Exhaust Systems for Softail® Models

#293-410



RINEHART Cross Backs for 1986-2015 Softails®

Rinehart Cross Backs feature a one-of-a-kind design that screams performance. Manufactured in the USA, Cross Backs feature the most aggressive design available from Rinehart. These pipes offer big horsepower, torque gains, and a double stepped header design for stronger scavenging effect in exhaust flow. Includes 2.5" full coverage heat shields. Customize with your choice of chrome or black shields.

and chrome or black end caps. Includes both 12mm and 18mm oxygen sensor ports; 18mm ports are compatible with ThunderMax EFI Systems.

APPLICATION

BLACK CAPS

CHROME CAPS

'86-'15 Chrome Cross Backs Flush

#293-410

#293-410C

'86-'15 Black Cross Backs w/Chrome Heat Shields

N/A

#293-412C

'86-'15 Black Cross Backs Flush w/Black Heat Shields

#293-411

N/A



#293-220



RINEHART 2-into-1 Systems for 1986-2015 Softails®

Proven Technology and Unparalleled Performance – Rinehart's 2-into-1 exhaust systems give you power and performance in a classic, proven, single muffler design. Each 2-into-1 uses the Rinehart stepped header design with anti-reversion technology and a stepped baffle. Customize with your choice of chrome or black end caps. Includes both 12mm and 18mm oxygen sensor ports; 18mm ports are compatible with ThunderMax EFI Systems.

APPLICATION

BLACK CAPS

CHROME CAPS

'86-'15 Chrome 2-into-1 System

#293-220

#293-220C

'86-'15 Black 2-into-1 System

#293-221

#293-221C



#293-310



RINEHART 2-into-2 Flush for 1986-2015 Softails®

Rinehart's 2-into-2 Flush exhaust systems are designed for classic styling and performance with a shorter pipe length. Each 2-into-2 Flush system combines Rinehart's stepped header design and anti-reversion louver technology with a sleek, one-piece heat shield. Customize with your choice of chrome or black 2.5" end caps. Includes both 12mm and 18mm oxygen sensor ports; 18mm ports are compatible with ThunderMax EFI Systems.

with ThunderMax EFI Systems.

APPLICATION

BLACK CAPS

CHROME CAPS

'86-'15 Chrome 2-into-2 Flush System

#293-310

#293-310C

'86-'15 Black 2-into-2 Flush System

#293-312

#293-312C



#293-318



RINEHART Churchill 2-into-2 Systems for 1986-2015 Softails®

Churchill 2-into-2 exhaust systems are designed for classic appeal and performance with long, flush pipe. Each 2-into-2 system combines Rinehart's stepped header design and anti-reversion louver technology with a sleek, one-piece heat shield. Customize with your choice of chrome or black 2.5" end caps. Includes both 12mm and 18mm oxygen sensor ports; 18mm ports are compatible with ThunderMax EFI Systems.

APPLICATION

BLACK CAPS

CHROME CAPS

'86-'15 Chrome Churchill 2-into-1

#293-318

#293-318C

'86-'15 Black Churchill 2-into-1

#293-319

#293-319C



Products on this page are not for use on pollution controlled vehicles.

Rinehart® Exhaust Systems for Dyna® Models

#293-420



RINEHART Cross Backs for 2006-2015 Dynas®

A mind-bending combination of power and design! For riders interested in lots of power packaged within a creative design that wraps around the bike, Cross Backs are Rinehart's most powerful and twisted design. Featuring double stepped-headers and a 2.5" muffler, Cross Backs have a custom look that produces max torque and HP numbers. Customize with your choice of chrome or black end caps. **For**

Dyna® Models with Forward Controls Only. Includes both 12mm and 18mm oxygen sensor ports; 18mm ports are compatible with ThunderMax EFI Systems.

FOR DYNAS® W/FORWARD CONTROLS ONLY BLACK CAPS CHROME CAPS

'06-'15 Chrome Cross Backs Flush	#293-420	#293-420C
'06-'15 Black Cross Backs w/Chrome Heat Shields	N/A	#293-422C



#293-230



RINEHART 2-Into-1 Systems for 2006-2015 Dynas®

It's time to make your Dyna® perform with a 2-into-1 exhaust upgrade! Rinehart's 2-into-1 exhaust systems give you power and performance in a classic, proven, single muffler design. Each 2-into-1 uses the Rinehart stepped header design with anti-reversion technology and a stepped baffle. Customize with a 4" billet end cap in either chrome or black. Includes both 12mm and

18mm oxygen sensor ports; 18mm ports are compatible with ThunderMax EFI Systems.

APPLICATION BLACK CAPS CHROME CAPS

'06-'15 Chrome 2-into-1 System	#293-230	#293-230C
'06-'15 Black 2-into-1 System	#293-231	#293-231C



#293-320



RINEHART 2-Into-2 Flush Systems for 2006-2015 Dynas®

Rinehart's 2-into-2 Flush exhaust systems are designed for classic styling and performance with a shorter pipe length. Each 2-into-2 Flush system combines Rinehart's stepped header design and anti-reversion louver technology with a sleek, one-piece heat shield. Customize with your choice of chrome or black 2.5" end caps. Includes both 12mm and 18mm oxygen sensor ports; 18mm ports are compatible with ThunderMax EFI Systems.

APPLICATION BLACK CAPS CHROME CAPS

'06-'15 Chrome 2-into-2 Flush System	#293-320	#293-320C
'06-'15 Black 2-into-2 Flush System	#293-322	#293-322C



Product Image
Coming Soon!

RINEHART Churchill 2-Into-2 Systems for 2006-2015 Dynas®

Churchill 2-into-2 exhaust systems are designed for classic appeal and performance with long, flush pipes. Each 2-into-2 system combines Rinehart's stepped header design and anti-reversion louver technology with a sleek, one-piece heat shield. Customize with

your choice of chrome or black 2.5" end caps. Includes both 12mm and 18mm oxygen sensor ports; 18mm ports are compatible with ThunderMax EFI Systems.

APPLICATION BLACK CAPS CHROME CAPS

'06-'15 Chrome Churchill 2-into-1 System	#293-328	#293-328C
'06-'15 Black Churchill 2-into-1 System	#293-329	#293-329C



Products on this page are not for use on pollution controlled vehicles.

Zipper's Performance Products • www.ZippersPerformance.com

15

Exhaust Accessories

Exhaust Gaskets and Mounting Hardware

Ensure your new pipes are installed leak-free with new gaskets and flange hardware—leaks at the head affect engine tuning and are a decel-pop enabler. For all Evolution® and Twin Cam® model engines.



PART NO.	DESCRIPTION
#256-831	A. Pair, James flat gaskets with circlips & flange nuts
#256-832	B. Pair, James cone gaskets with circlips & flange nuts
#256-200	C. Each, James flat-style steel mesh gasket only
#256-202	C. 10pk, James flat-style steel mesh gaskets only
#256-210	D. Each, James cone-style steel mesh gasket only
#256-212	D. 5pk, James cone-style steel mesh gaskets only
#255-101	E. Pair, Cometic/D&D .240" thick steel mesh gaskets
#232-540	F. Pair Cometic/D&D stainless rib Extreme Performance gaskets
#041-267	G. Set/4 Diamond Engineering stainless studs & 12 point nuts
#041-243	H. Set/4 Diamond Engineering stainless 12pt flange nuts only
#230-164	I. Set/4 Zinc-plated steel serrated exhaust flange nuts
#250-715	J. Set/4 Zinc-plated exhaust studs EV&TC engines

Weld-In Oxygen Sensor Bungs

For exhaust systems without installed oxygen sensor bungs. Drill pipe and weld in; choose straight or angled bung. Sold each, two required.

PART NO. DESCRIPTION

#272-200	18mm Straight bung with cap, ea
#272-202	18mm Angled bung with cap, ea
#272-203	18mm Bung Caps only, set /2
#272-204	12mm Bung Caps with gaskets, set/2 - For 2010 Touring models with stock sensors removed



Dual Exhaust Pop Stopper

Here's a simple, quick fix for annoying decel popping on pre-2009 Touring model bikes with stock headpipes and low restriction, straight-through style mufflers. By nature of its crossover design, the left side pipe becomes a source for exhaust reversion (inbound fresh air) due to the natural in-out pulses of the exhaust pressure wave. This can affect the oxygen sensor readings and causing the system to change the mixture which can result in decel popping. This simple device reduces the inbound flow from the left pipe and stops fresh air from reaching the sensor. Remove the left side muffler; install the Pop Stopper in the headpipe at the muffler joint. Adding this product will have little to no effect on power output.



#272-205

PART NO. DESCRIPTION

#272-205	Pop Stopper, for pre-2008 Touring models
----------	--



CPP Exhaust Pipe Wrap

This is an old racer's trick that has gained popularity lately for both style and function applications. Some riders just like the look, but there are performance (retains the most heat in your exhaust system) and comfort (reduces the most amount of radiant heat) benefits as well. Charcoal black color; sold in a 50 foot roll. Figure you'll need approximately 40" of wrap per foot of 1-7/8" diameter straight pipe (more for bends).

PART NO. DESCRIPTION

#272-242	50ft roll of charcoal black exhaust wrap
#272-246	PK/4 8" stainless steel tie wraps
#272-247	PK/4 14" stainless steel tie wraps

Mandrel-Bent Exhaust Tubing

For the racer or exhaust fabricator, Zippers is stocking mandrel-bent sections of 18 ga. exhaust tubing ("J" bends) & straight tubing in 2", 2-1/8", 2-1/4", 2-3/8" & 2-1/2" sizes. Cut and weld to fabricate the special exhaust that you need - but can't buy. "J" bend legs are 10" on the short side, 20" on the long. I.D. of radius listed below. Straight sections sold in three foot lengths.

SIZE	RADIUS ID	P/N J-BEND	SIZE	RADIUS ID	P/N J-BEND
1 3/4" Tubing	4"	#222-175	2-1/4" Tubing	3-3/4"	#222-220
1 7/8" Tubing	4"	#222-187	2-3/8" Tubing	3.5"	#222-230
2" Tubing	4"	#222-200	2-1/2" Tubing	3.5"	#222-250
2-1/8" Tubing	4"	#222-210	3" Tubing		N/A



Products on this page are not for use on pollution controlled vehicles.